



## ALIMENTATORE SWITCH MODE 150W

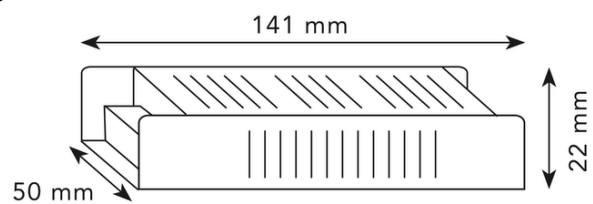
CODE: **AD15024**


### CARATTERISTICHE TECNICHE

 **REFERENZA:** Alimentatore switch mode 150W

 **CERTIFICATI:** CE-ROHS


 **OUTPUT:** 24VDC 6A



 100W

 AC-V: AC220-240V

 IP20

 141\*22\*50mm

SWITCH MODE  
BRIGHTNESS

